

DIY THREADING FIXTURE

Depending on your choice on how you build your fixture the following is a list of SUPPLIERS, EQUIPMENT and PRICES to choose from. The cross slide from Harbor Freight requires the least amount of construction but adds to the cost. My first FIXTURE was based on the cross slide and cost around \$100.00. You probably already have many of the parts.

HARBOR FREIGHT		
	6-inch Cross Slide	\$77.99
CHEFWAREKITS		
	EZ Threading 60-degree cutter	\$35.00
	3/8-inch MT#2 collet w/Lathe Drawbar	\$29.00
Shawn Products		
	3/4" X 36" 16 TPI tool steel rod	\$25.00
	3/4" X 36" 10 TPI tool steel rod	\$25.00
	3/4" 16 or 10 TPI nuts (6 count)	\$4.00
BEST WOOD TOOLS	(see chart for size)	
	3/4" to 1 1/4" X 8 Spindle Adaptor	\$54.95
ROCKLER		
	Classic Wood Center Mount Drawer Slide #24877	\$9.99


You will need various pieces of plywood or lumber to construct the base and riser. If you choose to use a metal cross slide such as the Harbor Freight you only need to construct the base and a center strip to fit the lathe bed to align your fixture. In all cases you will need to anchor your fixture to the bed way to prevent movement.

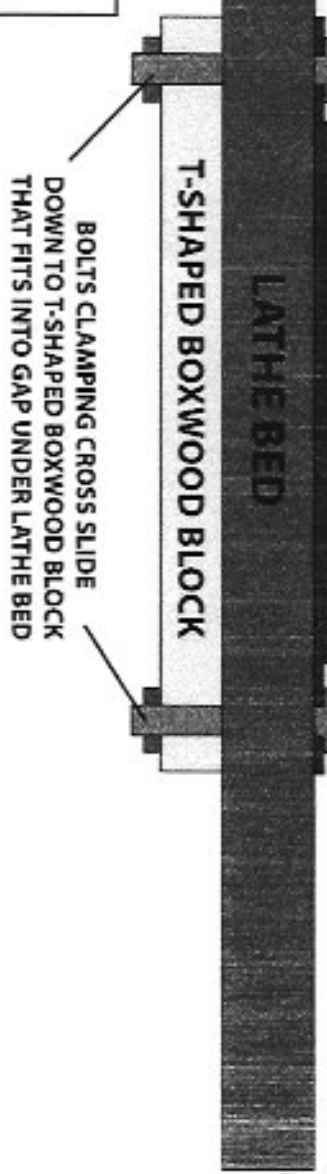
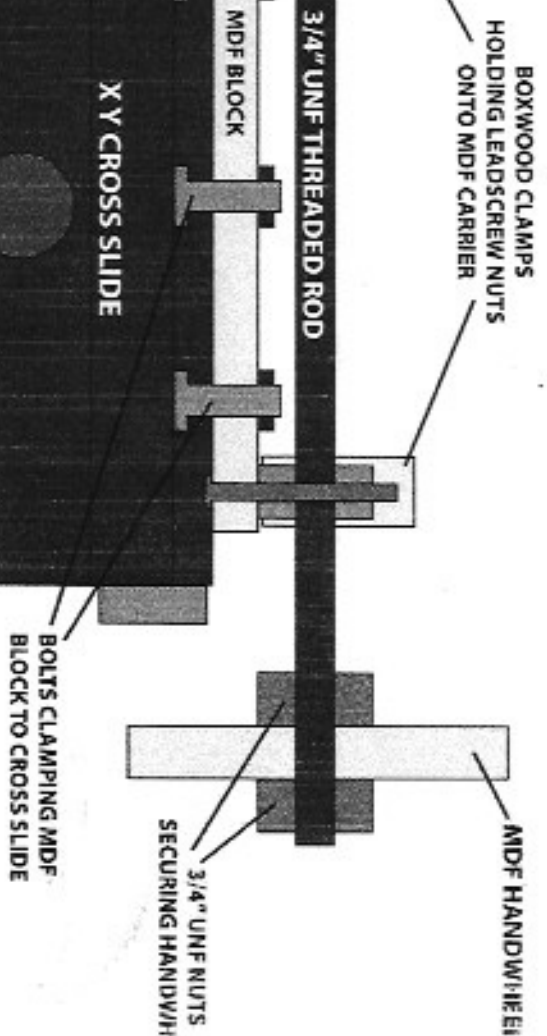
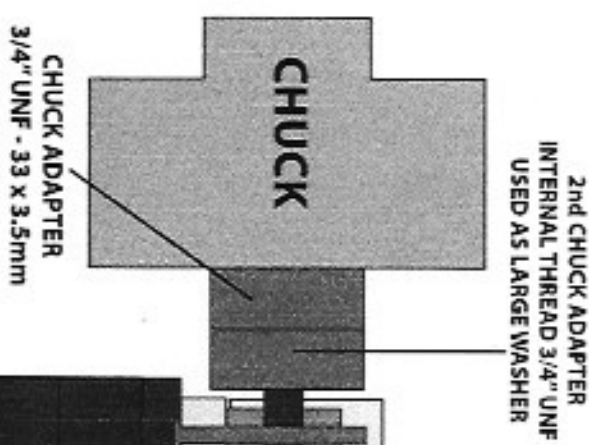
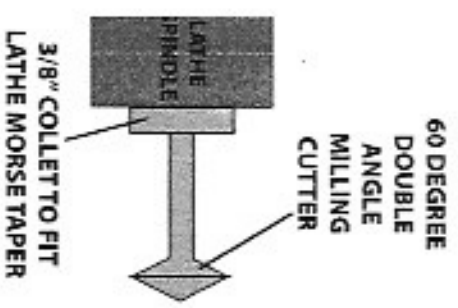
Jerry Jones

336-708-4647

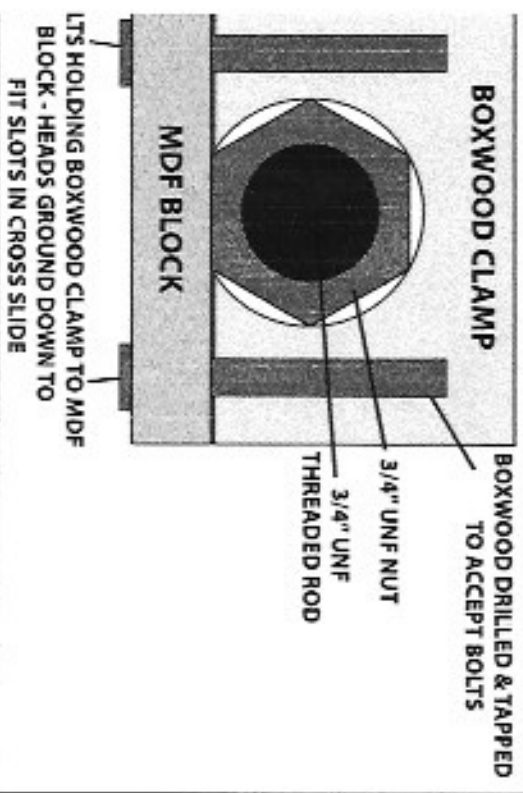
jerrycarret@gmail.com

ROEKLER CLASSIC WOOD CENTER MOUNT DRAWER SLIDE
#24877





**DETAIL OF BOXWOOD CLAMPS
FOR LEADSCREW NUTS**



North Coast Woodturners

PROTOTYPE 16 tpi THREAD CUTTING JIG FOR WOODDL


DRAWN BY KP : 15 JULY 2010

Precision Steel Spindle Adapters - 3 Styles to choose from.



Now, with our Precision Steel Spindle Adapters, you can share your favorite tooling between multiple lathes without having the expense of duplicating tooling. Each Spindle Adapter comes with your choice of Plain (No Thru Hole), 3/8" Thru Hole allowing the use of Vacuum Chucks, or a Morse Taper Hole and is furnished with 1-3/4" wrench flats for easy removal with a Crescent Wrench or choose our Spanner Wrench #2SW shown below.

Please be sure to verify your machine spindle size before ordering. To order, find the spindle size of your lathe in the Your Lathe Spindle Column of the chart below. Next, identify the size you wish to convert to in the Size To Column, then choose which style.



Precision Steel Spindle Adapters 3 Styles to choose from. (Add - NH for No Hole & Add - MT to part number for Morse Taper Option)

Part Number	Your Lathe Spindle	Size To	Price (No Thru Hole)	Price (with Thru Hole)	Price with MT
AD-001	3/4" x 16 TPI	1" x 8 TPI	\$54.95	\$59.95	\$69.95 w/#1MT
AD-002	3/4" x 16 TPI	1-1/4" x 8 TPI	\$54.95	\$59.95	\$69.95 w/#1MT
AD-003	3/4" x 16 TPI	1-1/2" x 8 TPI	\$54.95	\$59.95	\$69.95 w/#1MT
AD-004	3/4" x 16 TPI	33 x 3.5 mm	\$64.95	\$69.95	\$79.95 w/#1MT
AD-101	1" x 8 TPI	3/4" x 16 TPI	\$54.95	\$59.95	Not Available
AD-102	1" x 8 TPI	1-1/4" x 8 TPI	\$54.95	\$59.95	\$69.95 w/#2MT
AD-103	1" x 8 TPI	1-1/2" x 8 TPI	\$54.95	\$59.95	\$69.95 w/#2MT
AD-104	1" x 8 TPI	33 x 3.5 mm	\$64.95	\$69.95	\$79.95 w/#2MT
AD-110	1" x 12 TPI	3/4" x 16 TPI	\$54.95	\$59.95	Not Available
AD-111	1" x 12 TPI	1" x 8 TPI	\$54.95	\$59.95	Not Available
AD-112	1" x 12 TPI	1-1/4" x 8 TPI	\$54.95	\$59.95	\$69.95 w/#2MT
AD-113	1" x 12 TPI	1-1/2" x 8 TPI	\$54.95	\$59.95	\$69.95 w/#2MT
AD-114	1" x 12 TPI	33 x 3.5 mm	\$64.95	\$69.95	\$79.95 w/#2MT
AD-201	1-1/4" x 8 TPI	3/4" x 16 TPI	\$54.95	\$59.95	Not Available
AD-202	1-1/4" x 8 TPI	1" x 8 TPI	\$54.95	\$59.95	Not Available
AD-203	1-1/4" x 8 TPI	1-1/2" x 8 TPI	\$54.95	\$59.95	\$69.95 w/#2MT
AD-204	1-1/4" x 8 TPI	33 x 3.5 mm	\$64.95	\$69.95	\$79.95 w/#2MT
AD-301	1-1/2" x 8 TPI	3/4" x 16 TPI	\$54.95	\$59.95	Not Available
AD-302	1-1/2" x 8 TPI	1" x 8 TPI	\$54.95	\$59.95	Not Available
AD-303	1-1/2" x 8 TPI	1-1/4" x 8 TPI	\$54.95	\$59.95	\$69.95 w/#2MT
AD-304	1-1/2" x 8 TPI	33 x 3.5 mm	\$64.95	\$69.95	\$79.95 w/#2MT
AD-401	33 x 3.5 mm	3/4" x 16 TPI	\$64.95	\$69.95	Not Available
AD-402	33 x 3.5 mm	1" x 8 TPI	\$64.95	\$69.95	Not Available
AD-403	33 x 3.5 mm	1-1/4" x 8 TPI	\$64.95	\$69.95	\$79.95 w/#2MT
AD-404	33 x 3.5 mm	1-1/2" x 8 TPI	\$64.95	\$69.95	\$79.95 w/#2MT

2" Spanner Wrench

The perfect tool for allowing easy removal of your Precision Spindle Adapter, Spindle Extender, or Texas Spur Drive.

2" Spanner Wrench
2SW\$29.95



**IMPORTANT INFO TO READ BEFORE USING YOUR NEW
SPINDLE ADAPTER OR OTHER THREADED TOOL**

TO ALL CUSTOMERS, PLEASE NOTE:

**IT IS EXTREMELY IMPORTANT TO CLEAN THE ENTIRE
SPINDLE OF YOUR LATHE, INCLUDING THE THREADS,
BEFORE INSTALLING A NEW PRECISION TOOL, SUCH AS
A SPINDLE ADAPTER, TEXAS SPUR DRIVE, SPINDLE
EXTENDER, FACE PLATES, OR OTHER THREADED TOOL.**

**ALSO IMPORTANT, IF YOU ARE INSTALLING THE NEW
TOOL ONTO A TOOL OTHER THAN YOUR LATHE
SPINDLE, (EXAMPLE: A CHUCK) , CLEAN THE THREADS OF
WHATEVER THAT TOOL HAPPENS TO BE. MAKE SURE
ALL TOOLS ARE CLEAN AND THERE IS NO GROUND IN
DIRT, WOOD CHIPS, DEBRI, ON ANY THREADS, MALE
AND FEMALE, WHEN INSTALLING.**

**THIS WILL ENSURE THAT YOUR TOOL IS SEATED
PROPERLY FOR MAXIMUM FIT & PERFORMANCE!**

THANK YOU

BEST WOOD TOOLS