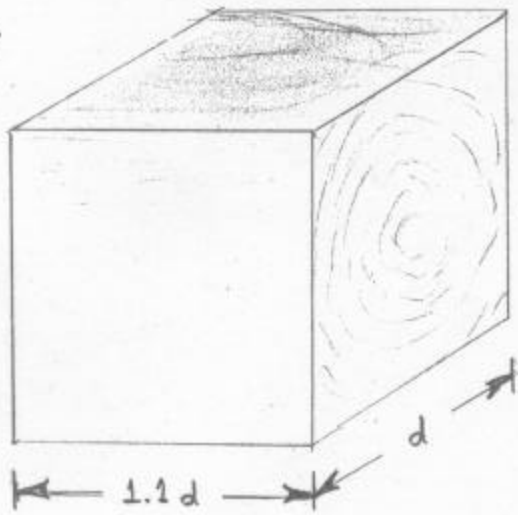
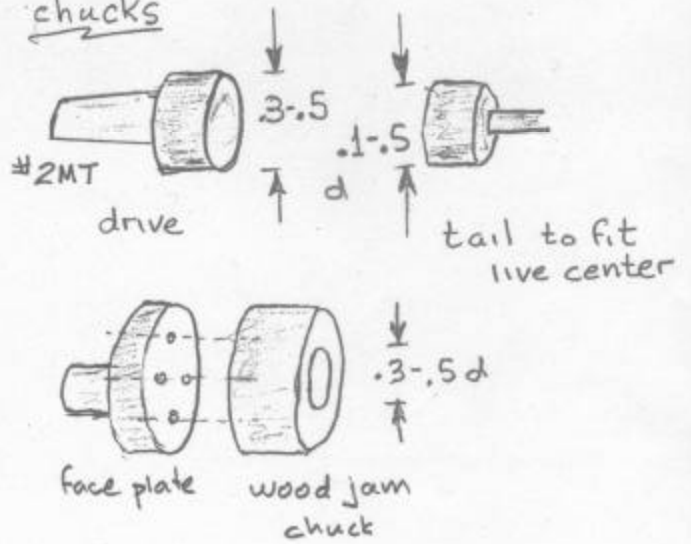


# TURNING WOOD SPHERES



stock



chucks



## PROCEDURE

1. Mount wood cube between steel centers, rough to cylinder
2. Mark midline, (L), and (R) ends
3.  Turn sphere about axis #1
4. Re-mount between wood cup on axis #2
5. Turn sphere about axis #2 removing only "fuzzy image" 
6. Re-mount between cup centers on axis #3 turn about axis #3 removing only "fuzzy image"
7. Sand sphere - mounted on axes #1, then #2, then #3 working through grits 80 → 320; buff and wax.

axes of rotation

