



Piedmont Triad Woodturners Association



Newsletter
October 2009

Message from the President:

Hello Everyone,

Our October meeting will feature our **Annual Hands-On Demos** and **Used Tool Sale**. Some of the things that will be demonstrated are **buffing, tool sharpening** by Jim Terry, Lan's **hollowing rig** he made for his Jet Mini and no telling what else. Be sure to bring any tools that you don't use any more to the sale. You may be able to sell them and get some nearly new tools to experiment with. Remember that famous saying, "We are all only one tool away from greatness". This is always a fun meeting with a lot of interaction and different things going on.



I want to thank Jim Terry for doing an excellent, thought provoking demo at our September meeting. He demonstrated bowls with a beaded detail and explained how we can better plan our work. I don't know about the rest of you but frequently my finished turnings are different than I had originally envisioned them, so that was a good demo for me to see and I picked up some good tips.

I got to see the Gallery and Turning Challenge up close this past meeting since John Morris and I were taking the pictures. Fortunately, Jim Terry set up his camera for me so I wouldn't be too photographically challenged. Not only did we have our usual outstanding Instant Gallery but, the Turning Challenge had some incredible pieces also.

The turning challenge for the September meeting was to turn a bowl under 4" in diameter (some say 5" in diameter). We had some really great pieces, all the way from 3/4" up to 5". Congratulations on a job well done.

Turning challenge for November – Turn an Ornament of some sort. It can be whatever style you want. That is up to you.

It can be as big as you want or as small as you want it to be. There are no limitations.

Please bring your **two** best tunings for display in the Instant Gallery and one item for the Monthly Turning Challenge. Limiting your entries to **two** items for the Instant Gallery and one item for the Turning Challenge gives us more time to admire them and more time for the demonstration. We have a really fantastic Instant Gallery so let's all keep up the good work.

Remember to see Bob Holtje to get tickets for the year end raffle. You get one ticket for bringing items to the gallery and one for bringing items to the raffle. When you decide to do a demo, Bob will give you five tickets.

Bob Holtje did a great job on bulk purchase of CA glue. We have sold most of the glue that he purchased. If you are interested in getting some of the remaining CA glue before it is all sold out see Bob at the next meeting. If you have some ideas about items that you think would be good items for the Club Bulk Purchase program, please let Bob Holtje know at the next meeting.

Linda Michael is doing an excellent job serving as librarian in Rita's absence. An inventory of our library materials has been taken and many new items have been added to the collection. In order for the library to grow, we need all members to contribute the requested rental fee for items and also to return items on time. With the monies from rentals, we will continue to purchase new items to enhance our collection, particularly professional DVDs. Any items checked out need to be returned the following month so other people can use them. If you have any books, VHS tapes or DVDs that you aren't using any more, please consider donating them to the library so that others may enjoy them.

We are always looking for ways to improve our club. We have made several changes in the past year that I hope have been beneficial to the club and its members. We would like 2009 to be our best year ever. We are looking forward to an even better year in 2010. Please let any Board Member

know what you think we can or should do that we aren't doing to improve the club for all members. If you would, please contact a Board member at the meeting and follow up with an email, letter or phone call after the meeting. If you want to contribute some of your talents to the club, contact any Officer or Board Member. This club belongs to all of us and working together we can all make it better and more fun for everyone.

The October meeting will be on October 13th. I look forward to seeing you then.

Bob

Minutes of the September Meeting:

- President Bob Moffet opened our meeting
- Welcome to 3 visitors was extended
- Bob Muir and Jim Barbour updated on the Symposium
- Pres Bob reviewed amendments to By-laws. Revisions were Seconded and approved
- Earl Kennedy gave a brief demo on how to damage your fingers by not following proper safety procedures with a caliper set
- Matt's Tree Service has offered the club Free Wood! How good is that?
- Red Saunders updated on the Turning Classes at RCC
- Mike Thompson made us aware of the Chatham Gallery opportunities if interested in selling
- Future breakout sessions were discussed-Phrugal Photo Setup
- Bob Holtje gave the Treasurers report
- Clemmons Rotary Club would appreciate Tops for Kids Programs
- John Morris presented our gallery and President Challenge- (see pictures)
- After the Break, Doc Green conducted our very successful raffle

Jim Duxbury introduced our guest turner for the night. We were honored to have as our guest, Mr Jim Terry.

Jim has been turning for about 9 years. He is a retired engineer. A career which is very obvious if you have seen Jim's signature on his turnings or seen some of the designed jigs and fixtures he has presented over the years.

Tonight, Jim is honoring us with some turning as well as some theory on design. While visiting the great state of Colorado, Jim sat in on a Wood Turning Club meeting in Colorado Springs. He was fortunate enough to be there when Keith Gotschall was demonstrating.

Jim started his demo with a 6" x 3/4" square chucked up. He glues on a thin board of Maple. Hot glue is applied only at the corners for some unknown reason. He then marks the geographic center of the piece. Using calipers, he measures the pre-turned bowl and applies a matching mark with a 1/4" round Skew. He proceeds to cut out the center, using the skew mostly as a scraper. Now we see why glue was only applied at the corners. The waste piece just falls right out. Moving over about 1/4", Jim makes a second cut. This produces a maple doughnut. And wouldn't you know it, the doughnut slips right on the bowl where measured.

Being very happy with the results, he decides to make a larger accent ring. He again measure on the bowl. Then he transfers the marks and cuts the maple block. With one more cut, he releases the second doughnut. Once again it fits perfectly. That almost never happens in my shop!!!!

Jim now creates a reverse chuck for the bowl and mounts it on the lathe. It fits very snugly but he still uses the tailstock for safety. He takes the larger of the maple doughnuts and test fits it on the bowl. Being a little snug, he makes minute adjustments to the bowl with his skew. Now the maple slips on smooth as glass. Jim repeats the process with the smaller maple ring as well. He is now ready to glue both rings on.

Using CA glue, he draws a small bead all the way around the bowl and slips on the maple ring and repeats for the smaller ring. Using Accelerator, he steps up the process. With the rings solidly glued in place, Jim begins to round off the corners. He is very careful with the small accent piece. Jim creates a half round of the maple. It is very attractive and a great accent to the bowl. The small dark bowl ends with a light colored accent rings. Just enough contrast to draw your attention.



Having a little time left, Jim gifted the group with a mini seminar on design. He emphasized the importance of having a plan. While many of use just put the tool to the wood and whatever happens, happens, Jim attacks each piece with a definite end result in mind. He uses paper to draw out the design so he can invert it and look at it sideways and upside down. If he does not like the result, a little eraser works wonders. If he had put the chips on the floor, he would probably not be able to glue them back on.

Jim gave a great explanation of the Golden Mean and how to achieve it in any size work. The most important part is to remember to have a smooth fluid curve. Straight edges and sharp

corners usually do not translate well to woodturnings. But every rule has an exception. Jim was able to answer many questions after the demo.

The evening was concluded with the disassembly of our meeting area.

Respectfully submitted, Lan Brady

NC WOODTURNING SYMPOSIUM:

NC Woodturning Symposium: October 23 – 25, 2009, Greensboro Coliseum Special Events Center. As of Sept. 30, more than 230 people have registered for the Symposium. We have 15 confirmed vendors signed up so far, 12 of which have paid. Of the 15, six are wood vendors. The 12 confirmed are listed at

<http://northcarolinawoodturning.com/Vendors.html>. They include Craft Supplies, Klingspor, Packard Woodworks, Woodworkers Supply, Woodcraft, etc., and several suppliers of wood.

I'm pretty sure that not everyone who is planning to register for the symposium has registered yet. Please go ahead and register since it will help with the detailed planning. The full registration of \$185, in addition to helping pay for all the expenses, includes lunch on Saturday and the banquet Saturday night. These meals have a total value of about \$45. We expect the food to be as good as it was in 2007. Think about it. In addition to these meals the \$185 provides the opportunity to attend 14.5 hours of excellent woodturning demonstrations, view over 200 items in the instant gallery, and visit with some very excellent vendors!

Remember, also, that the names of all persons having full registration will be placed in the drawing for scholarships (except members of the Board of Directors). There are 8 tuition only scholarships to the John C. Campbell Folk School and 2 tuition only scholarships to Arrowmont. Full registrants have a 10 in (220 or total number of full registrants) chance of receiving a scholarship. The drawing will be held during the Banquet Saturday night and you do not have to be present to win.

As in 2007, a bound volume of all the handouts of all the demonstrators will be available for purchase at the door beginning of Friday. This book will be even better than the one in 2007, which was better than the one the AAW had at the Richmond Symposium in 2008.

Here is some history regarding the NC Woodturning Symposium. In the past the Symposium was held on odd numbered years in Statesville. Initially they were conducted by the joint efforts of the "Hickory club" and the "Raleigh" club. In 2001 and 2003, our club was invited to be

a third partner. During the 2005 Symposium, a number of people thought that we could conduct a better Symposium if we involved more of the AAW Chapters and found a more central venue. During 2006 a committee of representatives from each of 7 Chapters met in Greensboro several times and decided to form a non-profit corporation, North Carolina Woodturning Symposium, Inc., to plan and conduct the Symposiums. Since Greensboro is more central to the state, it was decided to explore having the Symposium in or near Greensboro. The committee found the Greensboro Coliseum staff to be very easy to work with and that the cost of the much better facilities was reasonable, so the 2007 Symposium was held there. By all indications, it was a great success and turned out to be one of the best regional symposiums in the country. Today the Board of Directors consists of representatives from 9 of the AAW Chapters in NC. Our representatives are Bob Muir and Jim Barbour.

-- Bob Muir

SYMPOSIUM VOLUNTEERS:

NEED VOLUNTEERS: We need to have at least two volunteers in our demonstration room for each demonstration period. The duties are to operate the video camera, to assist the demonstrator as needed, and to clean up after the demonstration. I will be happy to discuss how to operate the video camera at our club's October 13 meeting. It is not difficult!

Here is what I have so far:

ROOM 6 ASSISTANTS

Friday 1 – 2:30	Nim Batchelor	
Friday 3 – 4:30	John Moehlmann	
Saturday 8:30 – 10	Clyde Mosley	
Saturday 10:30 – 12	John Moehlmann	Dave MacInnes
Saturday 1:30 – 3	Bob Holtje	
Saturday 3:30 – 5	Jason Park	
Sunday 8:30 – 10		
Sunday 10:30 – 12	Bob Holtje	Tim Smith
Sunday 12:30 – 2	John Moehlmann	Jason Park

Please look at the demonstration schedule at <http://northcarolinawoodturning.com/rotationschedule.html> to see if you can volunteer to help with one of the vacant times in this table. If you will volunteer for one, please send me email at rmuir2@triad.rr.com or call me at 336.638.6012.

-- Bob Muir

Photos of the September Instant Gallery

When you bring items for the gallery, please log it in so we can properly assign credit.

Photos by Bob Moffett. All photos are the property of PTWA and the individual woodturner. You can see the color versions by going to the On-Line Newsletter and the Instant Gallery on our website <http://www.ptwoodturners.org>



Jim Barbour – Padauk Plates



Jim Barbour – Plastic Wood Bottle Stopper



Ben Markey - Bowl



Ben Markey – Walnut Bowl



Bob Moffett – Koa Bowl



Bob Moffett – Oak Bowl



Larry Dodson – Black Walnut Pedestal Bowl



Jim Tuttle – Maple Bowl



Matt Larson – Cherry Crotch Natural Edge Bowl



Jim Terry – Cherry Vase



Jim Tuttle – Redwood Bowl



George Sudermann – Spalted Maple Bowl



John Morris – 8 Layer Segmented Bowl



John Morris – “Strawberry” Segmented Form



George Sudermann – Redwood Burl Bowl



Carter Deaton – Plum Natural Edge Bowl



Bob Muir – Box Elder Bowl



Doc Green – Cherry & Apple Pedestal Bowl



Carter Deaton – Plum Natural Edge Bowl



Earl Kennedy – Persimmon Confetti Lights



Jim Yarbrough – Mahogany Gavel



Jim Yarbrough – Canary Wood Clock



Linda Michael – Fall Leaves Hollow Form



Pat Lloyd – Beaded Walnut Bowl



Pat Lloyd – Beaded Walnut Bowl (base)



Pat Lloyd – 15" Walnut Bowl



Linda Michael – Poplar Butterfly Bowl



Linda Michael – Poplar Butterfly Bowl



Doc Green – Maple Square Bowl



Glen Marceil – Maple Doughnut



Jim Duxbury - Box



Clyde Mosley – Poplar Bowl



Bob Moffett – Ash Bottle Stopper (Glass & Stand)



Weyland Loflin - Mahogany Table



Presidents Challenge- Bowl under 5"



Presidents Challenge- Bowl under 5"

MENTORS

Jim Barbour, Elon, NC (336) 584-4428
 Gene Briggs, Kernersville, NC (336) 869-4584
 Paige Cullen, Greensboro, NC (336) 402-7699
 Jim Duxbury, Graham, NC (336) 227-7168
 Jack Johnson, Stokesdale (336) 643-6888
 Earl Kennedy, Trinity, NC (336) 472-6243

Bob Moffett, Burlington, NC (336) 229-6141
 John Morris, Siler City, NC (336) 742-5148
 Bob Muir, Greensboro, NC (336) 638-6012
 Bruce Schneeman, Summerfield, NC (336) 644-9973
 George Sudermann, Winston-Salem, NC (336) 923-2007
 Jim Terry, Winston-Salem, NC (336) 768-0033

CHAPTER OFFICERS

Bob Moffett, President 2416 Wimbleton Circle Burlington, NC 27215 (336) 229-6141 bc_moffett1@bellsouth.net	John Morris, Vice President 807 Cliftwood Drive Siler City, NC 27344 (919) 742-5148 jgmjr1@hotmail.com	Lisa Mason, Secretary 531 Bennett Rd. Stoneville, NC 27048 (336) 427-3059 ljmram@hughes.net	Bob Holtje, Treasurer 943 Ridge Gate Dr. Lewisville, NC 27023 (336) 945-0503 bob@holtje.com	Paige Cullen, At Large Mbr. 3608-11 East Lee Street Greensboro, NC 27406 (336) 402-7699 nighteagle317@yahoo.com
--	--	---	---	---

EX OFFICIO

Bob Muir, AAW,NCWS 4214 Stonehenge Rd. Greensboro, NC 27406 (336) 638-6012 rmuir2@triad.rr.com	James Duxbury, Prog Chair 3141 Shelly Graham Drive Graham, NC 27253 (336) 227-7168 cyberdux@bellsouth.net www.duxterity.com/ec	Jim Terry, Newsletter, Website 111 Anita Drive Winston-Salem, NC 27104 (336) 768-0033 jimterry@bellsouth.net	Lan Brady, At Large Mbr. 5202 Ashworth Road Greensboro, NC 27405 (336) 621-6783 lan.brady@mail.cone.com	Rita Duxbury, Librarian 3141 Shelly Graham Drive Graham, NC 27253 (336) 227-7168 cyberdux@bellsouth.net
--	---	---	---	--

MEETING LOCATION: Leonard Recreation Center (336) 297-4889).
6324 Ballinger Road, Greensboro, NC 27410

FROM WEST OF GREENSBORO

Take I-40 East to Exit 212 (Bus-40 Greensboro To Bryan Blvd). Exit is from the right lane.
At the top of the Exit 212 ramp take Exit 24 (To Bryan Blvd. PTI Airport). You will now be headed north on the new highway.
Exit the new highway onto W. Friendly Ave. and go left (west) on W. Friendly.
Go about ¼ mile west on W. Friendly to Chimney Rock Rd. and turn right (north at traffic light) on Chimney Rock Rd.
As Chimney Rock Rd. parallels the new highway, you will come to the intersection of Ballinger Rd.
Turn right on Ballinger and go under the new highway. Shortly beyond the overpass Leonard Recreation Center will be on your left.

FROM EAST OF GREENSBORO

Take Bus-40 through Greensboro
Take Exit 24B (To Bryan Blvd. PTI Airport). You will now be headed north on the new highway.
Exit the new highway onto W. Friendly Ave. and go left (west) on W. Friendly.
Go about ¼ mile west on W. Friendly to Chimney Rock Rd. and turn right (north at traffic light) on Chimney Rock Rd.
As Chimney Rock Rd. parallels the new highway, you will come the intersection of Ballinger Rd.
Turn right on Ballinger and go under the new highway. Shortly beyond the overpass Leonard Recreation Center will be on your left.

FROM THE NORTH SIDE OF GREENSBORO

Ballinger turns west from New Garden / Guilford College Rd. just north of Guilford College. The following link to Mapquest will detail this area.
Directions from Bus-40 to Guilford College Rd have been removed since the above directions are much faster from Bus-40.

<http://www.mapquest.com/maps?address=6324+Ballinger&zipcode=27410>

Dues Renewal or Application for Membership Piedmont Triad Woodturners Association

Date _____ NEW APPLICATION RENEWAL

Name _____ Phone _____ (Home)

Address _____ Phone _____ (Work)


City _____ E Mail _____

Zip _____ AAW membership No. _____

Membership Fee: \$24.00 per year. Dues paid In October each year. We prorate dues if you are joining at other times of the year.
Oct/Nov/Dec \$24.00; Jan/Feb/Mar \$18.00; Apr/May/Jun \$12.00; Jul/Aug/Sep \$6.00.

For those who desire to receive the newsletter via US Mail the dues will be:
Oct/Nov/Dec \$30.00, Jan/Feb/Mar \$22.50, Apr/May/Jun \$15.00, Jul/Aug/Sep \$7.50.


Please make check payable to Piedmont Triad Woodturners Association.
Mail to: Bob Holtje 943 Ridge Gate Dr. Lewisville, NC 27023



“One man’s junk is another man’s treasure.”

GIANT TOOL & EQUIPMENT SALE

In Conjunction with Hands-On Turning & Sharpening




October 13, 2009

Members are reminded to bring your unwanted, duplicate, or tired tools and equipment to the meeting for a member tool sale.

Get rid of your clutter **or Buy items you always wanted but hated to pay full price.**

Two Ways to Do it –



Put a tag with your name & price of the item.

or a

Silent auction type sheet with your name & minimum bid price.



Contact Jim Duxbury if you have questions. 336-227-7168 cyberdux@bellsouth.net