



# Piedmont Triad Woodturners Association



www.woodturner.org

## Newsletter

### June 2009

#### Next Meeting:

June 9<sup>th</sup> - Mike Stafford – Turning Boxes

#### Future Demonstrators:

July – Outing at Steve Wall Lumber & Mason's

August – John Morris – Segmented Construction

September – Jim Terry – Beaded Detail

#### Message from the President:

Hello  
Everyone,

I'm sorry to say I missed the last meeting and the Metal Spinning demonstration with Steve Ainsworth. The people that I have talked to since the meeting said it was a really outstanding demonstration.



Mike Stafford, from Rocky Mount, will be the demonstrator for the June meeting. He will be demonstrating boxes and be holding a workshop on Wednesday, after the meeting. I have seen Mike's demo before and he does an excellent job of explaining both the basic and fine points of box making. We are definitely in for a treat. Don't miss this one.

I also missed seeing the results of the Turning Challenge. I did get to look at the pictures that Jim Terry posted on the website. I don't think I have ever seen a natural edged plywood bowl before. That, as well as all of the other pieces, was really interesting. I think we always have an Instant Gallery of which we can be really proud.

The turning challenge for this month is to turn a box. The design is entirely up to you. You can make it as unique as you wish. It can also be as big or as small as you want it to be. There are no limitations other than it must be a box of some sort. This should be fun.

**Turning challenge for July – Turn an Unusual Bottle Stopper. It can be as big as you want or as small as you want it to be. There are no limitations other than it must be turned, but it can also have carving or any other features you want to put on it.**

Please bring your **two** best tunings for display in the Instant Gallery and one item for the Monthly Turning Challenge. Limiting your entries to **two** items for the Instant Gallery and one item for the Turning Challenge gives us more time to admire them and more time for the demonstration. We have a really fantastic Instant Gallery so let's all keep up the good work.

Remember to see Bob Holtje to get one ticket for bringing items to the gallery and one for bring items to the raffle for the year end raffle. When you decide to do a demo, Bob will give you five tickets for the year end raffle.

Bob Holtje did a great job on bulk purchase of CA glue. We have sold quite a bit of the glue that he purchased. If you are interested in getting some of the remaining CA glue before it is all sold out see Bob at the next meeting. If you have some ideas about items that you think would be good items for the Club Bulk Purchase program, please let Bob Holtje know at the next meeting.

An inventory of our library materials has been taken and many new items have been added to the collection. In order for the library to grow, we need all members to contribute the requested rental fee for items and also to return items on time. With the monies from rentals, we will continue to purchase new items to enhance our collection, particularly professional DVDs. Any items checked out need to be returned the following month so other people can use them. If you have any books, VHS tapes or DVDs that you aren't using any more, please consider donating them to the library so that others may enjoy them.

We are always looking for ways to improve our club. We have made several changes in the past year that I hope have benefited the club and its members. We would like 2009 to be our best year ever. Please let any Board Member know what you think we can or should do that we aren't doing to improve the club for all members. If you would, please contact a Board member at the meeting and follow up with an email, letter or phone call after the meeting. If you want to contribute some of your talents to the club, contact any Officer or Board Member. This club belongs to all of us and working together we can all make it better and more fun.

Save the date of July 18<sup>h</sup>, Saturday for the Annual Club outing - this year hosted by The Masons along with a field trip to Wall Lumber. Ralph and Lisa have been working with Steve Wall and this should be a really fun and interesting meeting. He will also have bowl blanks available, at a discount, for anyone who is interested in purchasing them.

The June meeting will be on June 9<sup>th</sup>. I look forward to seeing you all again in June.

Bob

### Minutes of May Meeting:

- John Morris, subbing for Bob Moffett opened the meeting.
- Jim Duxbury announced "All Day With Mike Stafford" on Wed., June 10<sup>th</sup>
- Bob Muir made announcements pertaining to (1) N. C. Symposium, Oct. 23-25 and (2) PTWA's participation in First Friday event

on June 5<sup>th</sup>. Motion made and passed for PTWA to pay \$40 in fees.

- Bob and Harold Jones made us aware of possibility of PTWA being able to participate in Central Carolina Fair in September
- Rita Duxbury posed a question of making copies of club demo DVD's available for sale to members. (Deferred to the Board)
- Bob Holtje gave the Treasurer's report, discussed the PTWA's possible purchase of stainless bottle stoppers for members and passed out information on an opportunity for members to subscribe to "More Woodturning".
- Jim Terry updated members on Glenn Marceil's recent surgery.
- Jim Duxbury conducted a drawing for participation in Mike Stafford box turning workshop on June 11<sup>th</sup>.
- Lisa Mason spoke about our July 18<sup>h</sup> PTWA meeting at Steve Wall Lumber followed by a social/cookout at Lisa and Ralph's home.
- Lan Brady showed the instant gallery.
- "Doc" Green conducted the raffle.
- Jim Duxbury introduced Steve Ainsworth, our demonstrator for the evening.

### Message from the VP

It is absolutely amazing at the quality of various types of art we have in "woodturning." Steve Ainsworth's demonstration on Turning Pewter on May 12 goes down in my book as one of the more memorable presentations. Program Chairman Jim Duxbury continues to do a splendid job in bringing to PTWA various demonstrators and programs that capture the interest of both new-to-turning members and our more experienced turners. And this is being accomplished with limited resources (\$\$\$) and time.

Our June 8 meeting brings Mike Stafford of Rocky Mount, N.C.--via Tidewater, Va.--and his program on turned Boxes. Mike will also have Box Turning Workshop the following day. We will also be finishing our plans for the Saturday, July 18 meeting at Steve Wall Lumber, Madison, N.C. and the

social/cookout to follow at the home of Lisa and Ralph Mason. Bob Muir will be reporting on PTWA's participation in First Friday at Lyndon Street Gallery on June 5 in Greensboro. This enables us to "rub elbows" with artists within the Greensboro community and to educate others about our craft and PTWA.

In closing, I made several remarks at the May meeting about our membership being as family. I can testify from personal experience over the past two years (because of medical problems) how much I felt comforted because of your concern, cards, and prayers. I sincerely try to remember when someone else has problems or situations-- "There, but for the grace of God, go I." So much for my sermonette! See you Tuesday, June 8.

John G. Morris

### Turning Pewter with Steve Ainsworth:

We were fortunate to have Steve Ainsworth as our demonstrator. Steve is one of the few turners who mixes wood and metal in his turning. Steve turns primarily pewter but several of the softer metals such as aluminum, copper and brass are all capable of being turned. Turning metal is a different process than wood in that the metal is formed rather than cutting part away as with wood.



Steve showed a pewter goblet with a wood stem and set out to turn a matching goblet. Steve primarily sells his goblets in sets of 6 or 8 etc. therefore they have to match. He explained that the eye is quick to identify differences in height but not in diameter.



The first step was to turn the wood stem. After turning a blank round the first step was the use a parting tool to set the length. Next he



used a spade bit to start the bowl portion. The shape of the stem is now formed and checked with a template.

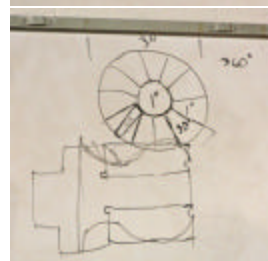
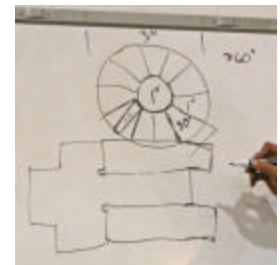
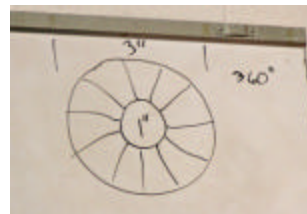


Steve then marked the low point on the bowl and with Robert's assistance

holding a belt sander he formed the shape of the bowl. He uses a jig on the bandsaw at home. With a little sanding the stem was now complete.



The pewter starts out as a flat disk so it must be pressed around a form. Since the top of a goblet may be smaller than other portions of the goblet we must have a way to get the form out. Steve developed a segmented form where the segments are fitted around a cylinder. One of the segments has straight sides rather than wedge shaped so that segment can be removed once the center cylinder is removed.



The pewter is started on a cone shaped form. A toolrest with vertical supports allow the forming tool with a highly polished end to apply pressure and start forming



the pewter on the form. At this point Steve changed to the segmented form and continues to form the shape of the goblet. Once the pewter is formed, a template is used to determine where the top will be parted off.



The tailstock is now backed off and the goblet and the segments of the form are slipped off of the cylinder. The segment with straight sides can now be removed allowing the remaining segments to come out of the goblet.

The newly finished goblet is stood along side the first one and they are identical.



Several of Steve's turnings were on display for all to inspect.



## NORTH CAROLINA WOODTURNING SYMPOSIUM - OCTOBER 23 - 25

This is the best regional woodturning symposium in the USA and second only to the national AAW symposium. The demonstrators include the best in the world.

- The cost is the same as for the 2007 Symposium and **includes** lunch on Saturday and the Banquet Saturday night. Full registration is \$175 **before June 30 and \$185 after that.**
- There will be 63 demonstration periods – 7 per each of the 9 rotations. So, registrants can sit through 9 entire demonstrations or move among several more. The demonstration topics include something for turners of all skill levels and interests. The demonstration schedule is on the Symposium website - <http://northcarolinawoodturning.com/>
- **All full registrants** will be entered into a **drawing for one of 10 tuition only Education Scholarships** (8 to the John C. Campbell Folk School and 2 to the Arrowmont School of Arts and Crafts). The drawing will be during the Banquet, but you do not have to be present to win.
- There will plenty of time for **social interactions** with old and new friends. The space for vendors and socializing will be larger than in 2007.
- Watch the **website** for updates, especially for vendors. Although vendors have been cautious about committing due to the state of the economy, as of May 20, 2009, there are 4 committed: Craft Supplies (4 booths), John Jordan tools (2 booths), Sanding Glove, and Thompson Tools. Additional commitments are fully expected well before the Symposium date.
- There will be a very enjoyable **auction** after the Banquet, which will include pieces, donated by the demonstrators and much, much more.

**PIEDMONT TRIAD WOODTURNERS ASSOCIATION**  
**SUMMER OUTING**  
**JULY 18, 2009 10:30 a.m.**

**Who: PTWA Members and family**

**Where: Steve Wall Lumber Company, Mayodan**  
**Followed by our picnic at Ralph and Lisa Mason's.**

**Steve Wall will be giving us a tour of his facilities and discussing the types of turning materials that he carries. He will also have turning material available to purchase.**

**We will be having Hot Dogs and Hamburgers and the fixings. We will need desserts, chips, drinks, baked beans, etc. Please RSVP to Lisa Mason [ljmram@hughes.net](mailto:ljmram@hughes.net) with the number attending and the items you would like to bring no later than 1 July. Bring a chair to sit in and come on over for a time to relax and socialize.**

**We will be discussing this in detail at our June Meeting.**

---

**PHOTOS FROM MAY INSTANT GALLERY**

**WHEN YOU BRING ITEMS FOR THE GALLERY, PLEASE LOG IT IN SO WE CAN PROPERLY ASSIGN CREDIT.**

**Photos by Bill Voss. All photos are the property of PTWA and the individual woodturner. You can see the color versions by going to the On-Line Newsletter and the Instant Gallery on our website <http://www.ptwoodturners.org>**



Jim Terry – Cherry Vase



Jim Terry – Cherry Burl 3-Footed Platter



Earl Kennedy - Platter



Floyd Lucas – Plywood & Cedar Bowl



Jack Walters – African Mahogany Vase



Henry Bruce – Padauk & Pine Box w/ Lid



Robert Green - Wine Bottle Stoppers



Bob Barrett - Cherry Bowl



Jim Yarbrough - Rosewood Lamp Finials



Jack Johnson - Cedar Goblet



Jack Johnson - Ambrosia Maple Bowl



Nim Batchelor - Paduk Bowl



Floyd Lucas - Walnut/Cedar/Maple Top



Bob Muir - Top



John Morris -  
Purpleheart/Pine/Walnut Urn



Floyd Lucas - Maple Goblet



Bob Muir - Cypress Candle  
Stick

**CHAPTER OFFICERS**

Bob Moffett, President 2416 Wimbleton Circle Burlington, NC 27215 (336) 229-6141 <a href="mailto:bc_moffett1@bellsouth.net">bc_moffett1@bellsouth.net</a>	John Morris, Vice President 807 Cliftwood Drive Siler City, NC 27344 (919) 742-5148 <a href="mailto:jgmjr1@hotmail.com">jgmjr1@hotmail.com</a>	Lisa Mason, Secretary 531 Bennett Rd. Stoneville, NC 27048 (336) 427-3059 <a href="mailto:ljmram@hughes.net">ljmram@hughes.net</a>	Bob Holtje, Treasurer 943 Ridge Gate Dr. Lewisville, NC 27023 (336) 945-0503 <a href="mailto:bob@holtje.com">bob@holtje.com</a>	Paige Cullen, At Large Mbr. 3608-11 East Lee Street Greensboro, NC 27406 (336) 402-7699 <a href="mailto:nighteagle317@yahoo.com">nighteagle317@yahoo.com</a>
---	--	--	---	--

**EX OFFICIO**

Bob Muir, AAW,NCWS 4214 Stonehenge Rd. Greensboro, NC 27406 (336) 638-6012 <a href="mailto:rmuir2@triad.rr.com">rmuir2@triad.rr.com</a>	James Duxbury, Prog Chair 3141 Shelly Graham Drive Graham, NC 27253 (336) 227-7168 <a href="mailto:cyberdux@bellsouth.net">cyberdux@bellsouth.net</a> <a href="http://www.duxterity.com/ec">www.duxterity.com/ec</a>	Jim Terry, Newsletter, Website 111 Anita Drive Winston-Salem, NC 27104 (336) 768-0033 <a href="mailto:jimterry@bellsouth.net">jimterry@bellsouth.net</a>	Lan Brady, At Large Mbr. 5202 Ashworth Road Greensboro, NC 27405 (336) 621-6783 <a href="mailto:lan.brady@mail.cone.com">lan.brady@mail.cone.com</a>	Rita Duxbury, Librarian 3141 Shelly Graham Drive Graham, NC 27253 (336) 227-7168 <a href="mailto:cyberdux@bellsouth.net">cyberdux@bellsouth.net</a>
---	---	---	--	--

**MEETING LOCATION: Leonard Recreation Center (336) 297-4889).  
6324 Ballinger Road, Greensboro, NC 27410**

**FROM WEST OF GREENSBORO**

- Take I-40 East to Exit 212 (Bus-40 Greensboro To Bryan Blvd). Exit is from the right lane.
- At the top of the Exit 212 ramp take Exit 24 (To Bryan Blvd. PTI Airport). You will now be headed north on the new highway.
- Exit the new highway onto W. Friendly Ave. and go left (west) on W. Friendly.
- Go about ¼ mile west on W. Friendly to Chimney Rock Rd. and turn right (north at traffic light) on Chimney Rock Rd.
- As Chimney Rock Rd. parallels the new highway, you will come to the intersection of Ballinger Rd.
- Turn right on Ballinger and go under the new highway. Shortly beyond the overpass Leonard Recreation Center will be on your left.

**FROM EAST OF GREENSBORO**

- Take Bus-40 through Greensboro
- Take Exit 24B (To Bryan Blvd. PTI Airport). You will now be headed north on the new highway.
- Exit the new highway onto W. Friendly Ave. and go left (west) on W. Friendly.
- Go about ¼ mile west on W. Friendly to Chimney Rock Rd. and turn right (north at traffic light) on Chimney Rock Rd.
- As Chimney Rock Rd. parallels the new highway, you will come the intersection of Ballinger Rd.
- Turn right on Ballinger and go under the new highway. Shortly beyond the overpass Leonard Recreation Center will be on your left.

**FROM THE NORTH SIDE OF GREENSBORO**

Ballinger turns west from New Garden / Guilford College Rd. just north of Guilford College. The following link to Mapquest will detail this area. Directions from Bus-40 to Guilford College Rd have been removed since the above directions are much faster from Bus-40.

<http://www.mapquest.com/maps?address=6324+Ballinger&zipcode=27410>

**Dues Renewal or Application for Membership Piedmont Triad Woodturners Association**

Date \_\_\_\_\_  NEW APPLICATION  RENEWAL

Name \_\_\_\_\_ Phone \_\_\_\_\_ (Home)

Address \_\_\_\_\_ Phone \_\_\_\_\_ (Work)

City \_\_\_\_\_ E Mail \_\_\_\_\_

Zip \_\_\_\_\_ AAW membership No. \_\_\_\_\_

Membership Fee: \$24.00 per year. Dues paid In October each year. We prorate dues if you are joining at other times of the year.  
Oct/Nov/Dec \$24.00; Jan/Feb/Mar \$18.00; Apr/May/Jun \$12.00; Jul/Aug/Sep \$6.00.

For those who desire to receive the newsletter via US Mail the dues will be:  
Oct/Nov/Dec \$30.00, Jan/Feb/Mar \$22.50, Apr/May/Jun \$15.00, Jul/Aug/Sep \$7.50.

Please make check payable to Piedmont Triad Woodturners Association.  
Mail to: Bob Holtje 943 Ridge Gate Dr. Lewisville, NC 27023