



Piedmont Triad Woodturners Association



www.woodturner.org

Newsletter

August 2007

NEXT MEETING:

August 7th – Dennis Ross – Turning Spheres

FUTURE DEMONSTRATORS:

September 4th – Lan Brady – Making Your Own Tools

October 2nd – Used Equipment & Tool Sale and Symposium Organization

November 6th – Home Made Tools & Jigs

December 4th – Christmas Party

MINUTES OF June 30th MEETING:

Our July meeting was held on June 30, 2007 at the WoodCraft Store in Greensboro. A little different format than we usually have. We had several members present and even more visitors. We began with Earl Kennedy on a Jet Mini Lathe. He brought a selection of cutouts to make small bowls. It was no time until he had an entire entourage watching his progress. As Earl is well known for doing, he selected members of the studio audience to participate. Earl had several students on the lathe, making the chips fly, before the demo was over!

A few minutes later you could have caught John Morris on another mini lathe. John was set up to make bottle stoppers. He was using some very interesting wood for his projects. Several colorful pieces, he glued up and cut at an angle for some unusually appearance. John set his lathe to turn about 2700 rpm's. It gave him a great shape and almost sand free finish right off the tool. It was so smooth; he was able to start sanding with 80 through 400 grit. The projects were finished with friction polish.

His demo was not without some exciting moments. When attempting to stop, the chuck unscrewed itself. It did a burnout on the lathe bed and jumped to the floor. As a grand finale, the chuck burned 3 perfect donuts and wiped out in the shavings. All parts were recovered and the bottle stopper was not even scratched.

Later on during the demo there was an intense conversation about roughing gouges. Several opinions about the angle for sharpening and presentation to the wood were reviewed. There were no permanent bruises and everyone left in good spirits.

Back at the main table, Jim Duxbury was breaking out his personal stash of tools. He came prepared to make several different projects. The one I watched was a handle to

carry grocery bags. Very nice project if you would like to get in some good spindle time.

Not only did the Master turners of the club take a turn, but Gabby and Thea Gutierrez stepped up for a turn. Both say they have not been getting in much Lathe time, but they were making shavings! I saw some work on a small bowl as well as a custom pen being turned.

I saved the best for last. Linda was set up inside the store with some of her Wood Burning projects. She was drawing interest from everyone that came in the store. I even heard some discussions of people burning for art itself, not as decoration for a turning! Who Knew!! On display was a collection of Linda and Earl collaborative pieces. One of the pieces was the subject of recent International Panel Discussion on shape, form and finish. It was well received.

The afternoon began with Vice President Bob Moffit holding the brief business meeting. Bob Muir updated us on the upcoming Symposium. We adjourned to the front veranda for Ice Cream and Cookies.

Respectfully submitted, Lan Brady

NC WOODTURNING SYMPOSIUM, Inc. update:

Good News! Things are developing well for the 2007 NC Woodturning Symposium and all our club members have until the end of July to take advantage of the pre-registration discount. So, if you have not yet registered, please do so before the end of July.

Visit the Symposium website for the latest information. One of the new features of our Symposium will be the availability at the beginning of a book containing the printed copies of all the demonstrators' "handouts". The book will include brief biographies of each demonstrator. This means that you can listen instead of hurriedly making notes. However, there will be blank pages for to make notes. Also, you will have the notes for demonstrations that you will be unable to attend.

The "break room" will be in the same hall as the vendors. There will be plenty of time to visit the vendors and/or to sit at tables in the break room to talk with friends, old and new.

So far, only 7 people have volunteered to help out. There are nine demonstration periods during which we need

to have at least one person, preferably two, from our club assisting in our demonstration room. The tasks include operating the TV camera, assisting the demonstrator to setup, assist as needed during the demo, and cleaning up after the demo. Please call me (336-638-6012) or send me email (rmuir2@triad.rr.com) to volunteer. See the demonstration schedule to select a preferred time to help in our room. We also will need folks who can help respond to spontaneous needs at various times during the weekend.

We need to take our large lathe to the Coliseum Friday morning, October 5th, so I will need some help to do that. I

will also need help getting the lathe out of the Coliseum on Sunday afternoon.

Thanks for your consideration, Bob Muir

A MEMBER IS LEAVING:

Roy Fisher will be moving at the end of July. Roy is a founding member of the club and has been a mentor, teacher, advisor and a great friend to all of us. Roy, we will miss you but wish the very best for you in your new home.

PHOTOS FROM THE JUNE 30TH MEETING

Thanks to Mike Murray and Earl Kennedy for furnishing these photos from the meeting.



John starts a bottle stopper




John proceeds with his demo



A display of bottle stoppers



Jim Duxbury turns while Thea & Gabby look on



Linda demos woodburning (pyrography)



Display of pyrography



More pyrography



A nice bowl in process



John turns - Thea, Lan & Butch look on



Getting some hands-on experience



Maurice at the scroll saw



Gabby turns a pen



Lan and Butch watch a demo



John shows a closed segment vase



Casey shows a commissioned piece




Bob Moffet shows a hollowform



Casey shows a commissioned piece



Earl inspects a peppermill



Scroll saw results



Bob Moffet opens the meeting



Bob Muir talks about symposium



Thea & Rita serve ice cream



Lan enjoys the ice cream



And so does Roy



But not more than these two

CHAPTER OFFICERS


<p>Bruce Schneeman, President 3001 Latta Dr. Summerfield, NC 27358 (336) 644-9973 taz57devil@hotmail.com</p>	<p>Bob Moffett, Vice President 2416 Wimpleton Circle Burlington, NC 27215 (336) 229-6141 bobm@netpath.net</p>	<p>Lan Brady, Secretary 5202 Ashworth Road Greensboro, NC 27405 (336) 621-6783 lan.brady@mail.cone.com</p>	<p>Gene Briggs, Treasurer 1831 Squire Davis Road Kernersville, NC 27284 (336) 869-4584 n4qbt@prodigy.net</p>	<p>Paige Cullen, At Large Mbr. 3608-11 East Lee Street Greensboro, NC 27406 (336) 402-7699 nighteagle317@yahoo.com</p>
--	---	---	---	---

EX OFFICIO

<p>James Duxbury, Prog Chair 3141 Shelly Graham Drive Graham, NC 27253 (336) 227-7168 cyberdux@bellsouth.net www.duxterity.com/ec</p>	<p>Jim Terry, Newsletter, Website 111 Anita Drive Winston-Salem, NC 27104 (336) 768-0033 jimterry@bellsouth.net</p>	<p>Mike Evans, Photographer 188 Rierson Road Madison, NC 27025 (336) 445-4746 mikeevanspt@yahoo.com</p>	<p>Rita Duxbury, Librarian 3141 Shelly Graham Drive Graham, NC 27253 (336) 227-7168 cyberdux@bellsouth.net</p>
---	---	--	--

MEETING LOCATION: Leonard Recreation Center ((336) 297-4889).

★ 6324 Ballinger Road, Greensboro, NC 27410-9062



To the Leonard Recreation Center
Phone: (336) 297-4889
 Some of the signage is confusing, so be careful.

FROM WEST OF GREENSBORO

1. Take I-40 E.
2. Take exit number 213.
3. Turn RIGHT onto GUILFORD COLLEGE RD.
4. GUILFORD COLLEGE RD becomes COLLEGERD.
5. COLLEGERD becomes NEW GARDEN RD.
6. Turn SHARP LEFT onto BALLINGER RD.
7. Leonard Recreation Center is about 1 mile on the right.

FROM EAST OF GREENSBORO

1. Take I-85 S/I-40 W/US-29 S.
2. Take the I-40 WEST/US-220 SOUTH exit, exit number 123, towards WINSTON-SALEM (US-421 N).
3. Merge onto I-40 W/US-220 S.
4. Stay straight to go onto I-40 W.
5. Take exit number 213.
6. Keep RIGHT at the fork in the ramp.
7. Merge onto GUILFORD COLLEGERD.
8. GUILFORD COLLEGERD becomes COLLEGERD.
9. COLLEGERD becomes NEW GARDEN RD.
10. Turn SHARP LEFT onto BALLINGER RD.
11. Leonard Recreation Center is about 1 mile on the right.

“An accident at the lathe can happen with blinding suddenness; respiratory problems can build over years. Take appropriate precautions when you turn. Safety guidelines are published in the AAW Resource Directory. Following them will help ensure that you can continue to enjoy woodturning.

From American Woodturner

**Dues Renewal or Application for Membership
 Piedmont Triad Woodturners Association**

Date _____ NEW APPLICATION RENEWAL

Name _____ Phone _____ (Home)

Address _____ Phone _____ (Work)

_____ E Mail _____

_____ AAW membership No. _____

Membership Fee: \$24.00 per year. Dues paid In October each year. We prorate dues if you are joining at other times of the year.
 Oct/Nov/Dec \$24.00; Jan/Feb/Mar \$18.00; Apr/May/Jun \$12.00; Jul/Aug/Sep \$6.00.

For those who desire to receive the newsletter via US Mail the dues will be:
 Oct/Nov/Dec \$30.00, Jan/Feb/Mar \$22.50, Apr/May/Jun \$15.00, Jul/Aug/Sep \$7.50.

Please make check payable to Piedmont Triad Woodturners Association.
 Mail to: Gene Briggs, 1831 Squire Davis Rd, Kernersville, NC 27284

Turn & Learn - Rotation Schedule - October 5-7, 2007

Time	Room 1	Room 2	Room 3	Room 4	Room 5	Room 6	Room 7
Friday							
1:00 - 2:30	Chris Ramsey	Nick Cook	Alan Leland	Earl Kennedy	Frank Penta	John Morris	Gary Gardner
Rotation 1	Full Size Cowboy Hat	Pepper Mill	Stool Turning And Design	Carved Edge Bowl	Multi-axis Bird House	Closed Seg. Turning	Natural Edge Bowl
3:00 - 4:30	Chris Ramsey	Joe Ruminski	Alan Leland	Earl Kennedy	Alan Hollar	John Morris	Gary Gardner
Rotation 2	Full Size Outback Hat	Teaching for Turners	Lamp Turning And Design	Carved Edge Bowl	Carved Leg Vessels	Closed Seg. Turning	Natural Edge Bowl
Saturday							
8:00 - 9:30	Chris Ramsey	Nick Cook	Elvie Jackson	Jacques Vesery	Alan Hollar	Trent Bosch	Dick Sing
Rotation 3	Full Size Outback Hat	Burned Rim Bowl	Hollow Turning	Concepts of Design	Finishing Turned Wood	Vessels of Illusion	Hollow Ornament
10:00 - 11:30	Chris Ramsey	Nick Cook	John Morris	Jacques Vesery	Alan Hollar	Trent Bosch	Dick Sing
Rotation 4	Mirror Frame	Hollowing Elbow Tool	Closed Seg. Turning	Texturing	Carved Leg Vessels	Decorative Utility Bowls	Offset Calculative Jig
1:00 - 2:30	Gary Gardner	Earl Kennedy	Frank Penta	Jacques Vesery	Jim Duxbury	Trent Bosch	Dick Sing
Rotation 5	Natural Edge Bowl	Carved Edge Bowl	Multi-axis Bird House	Canvas of Good Form	Turned Kaleidoscopes	Sculpting Wood	Egg and Pocket Watch
3:00 - 4:30	Chris Ramsey	Nick Cook	Elvie Jackson	Jacques Vesery	Alan Leland	Trent Bosch	Dick Sing
Rotation 6	Full Size Cowboy Hat	Pepper Mill	Basic Bowls	Concepts of Design	Stool Turning And Design	Vessels of Illusion	Miniature Bird House
Sunday							
8:00 - 9:30	Chris Ramsey	Nick Cook	Elvie Jackson	Jacques Vesery	Alan Leland	Trent Bosch	Dick Sing
Rotation 7	Full Size Outback Hat	Burned Rim Platter	Basic Bowls	Texturing	Lamp Turning And Design	Decorative Utility Bowls	Miniature Bird House
10:00 - 11:30	Chris Ramsey	Nick Cook	Frank Penta	Jacques Vesery	Jim Duxbury	Trent Bosch	Dick Sing
Rotation 8	Mimi Hat	Hollowing Elbow Tool	Multi-axis Platter	Canvas of Good Form	Turned Kaleidoscopes	Sculpting Wood	Hollow Ornament
12:00 - 1:30	Chris Ramsey	Joe Ruminski	Elvie Jackson	Jacques Vesery	Jim Duxbury	Trent Bosch	Dick Sing
Rotation 9	Full Size Cowboy Hat	Small Projects	Hollow Turning	Texturing	Turned Kaleidoscopes	Vessels of Illusion	Egg and Pocket Watch

Revised 5/07/2007